

FLIR C2

Powerful, Compact Thermal Imaging System

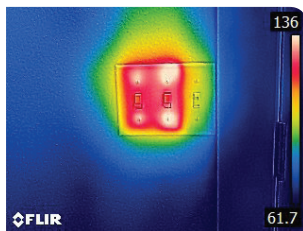
HOW IT WORKS

Thermal imaging is one of the most powerful technologies ever developed to enhance visual perception. The unaided human eye can only see a very narrow band of visible light along the electromagnetic spectrum, which also includes radio and microwaves, infrared and ultraviolet light, X-Rays, and gamma rays. By detecting small temperature differences in the infrared world, thermal imaging makes otherwise invisible heat energy visible.


Everything around you either emits or reflects heat energy. So when you look around a home with the FLIR C2, its thermal images can show you where doors and windows may not be properly weatherized and are leaking cold or warm air (depending on the season). You may also see a section of an outside wall that appears considerably cooler during winter months, indicating voids where insulation is missing or improperly installed. You might see a dimmer switch or electrical breaker that's much warmer than it should safely be indicating a pending problem or overloaded circuit. Or you might want to look for the subtle temperature differences in images that reveal potential signs of hidden moisture in walls, floors and ceilings. The list of uses is long and will grow dramatically as customers discover this unseen portion of the electromagnetic spectrum

The FLIR C2 includes FLIR's revolutionary Lepton micro-thermal camera that can passively scan an area and display images of hot and cold patterns on its LCD screen. Along with the Lepton, C2 also includes a visible light camera for capturing photos of the scene. Using FLIR's exclusive MSX® technology, C2 embosses the thermal contrast details from the visual camera onto the thermal image without diluting it. The end result is a thermal image that shows identifiable features, numbers, letters and other texture so you know immediately what you're looking at in a scene.


The ability to "see" heat this way creates an entirely new level of awareness for both professionals and consumers, allowing them to find problems they may have missed before. The benefit is a non-destructive, more efficient, and reliable way to troubleshoot that provides persuasive thermal images to help make the case for repairs and verify that work has been done correctly. This adds high visual impact to a building professional's reports and marketing materials, and, of course, increases the contractor's diagnostic credibility, which always makes good business sense.



Hot Overloaded Dimmer Switch



Warm Drain Pipe in Wall



Uninsulated Outside Wall

USA-NASHUA

FLIR Systems, Inc.
9 Townsend West
Nashua, NH 03063
USA
PH: +1 866.477.3687

USA-PORTLAND

Corporate Headquarters
FLIR Systems, Inc.
27700 SW Parkway Ave.
Wilsonville, OR 97070
USA
PH: +1 866.477.3687

www.flir.com
NASDAQ: FLIR

Equipment described herein may require US Government authorization for export purposes. Diversion contrary to US law is prohibited. Imagery for illustration purposes only. Specifications are subject to change without notice. ©2014 FLIR Systems, Inc. All rights reserved. [Created 1/15]



The World's Sixth Sense™